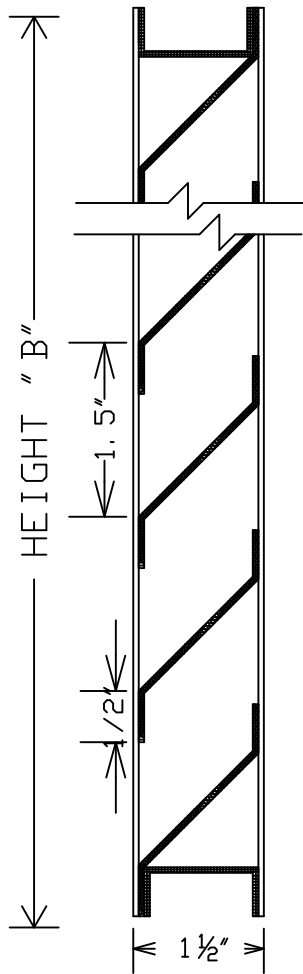
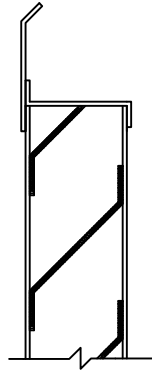


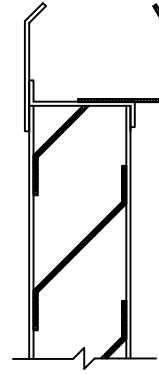
EX-TL-45 FIXED BLADE DOOR LOUVER



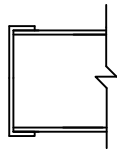
VERTICAL SECTION



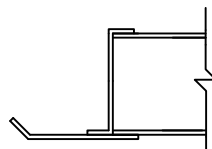
TL-45F



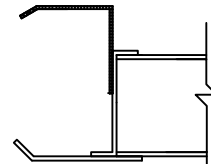
TL-45FT



TL-45 PLAN



TL-45F
PLAN



TL-45FT
PLAN

LOUVERS TO BE .063 EXTRUDED ALUM, ALL WELDED CONSTRUCTED. MAXIMUM SINGLE SECTION SIZE NOT TO EXCEED 36" X 120" OR 30 SQUARE FEET. MULLIONS TO BE SUPPLIED WHERE WIDTH IS GREATER THAN 36". FREE AREA: 45%

ITEM	QTY.	DIMENSIONS				FINISHES	FEATURES
		OPENING		LOUVER			
		A"	B"	A"	B"		
						<input type="checkbox"/> MILL <input type="checkbox"/> PRIME COAT <input type="checkbox"/> BAKED ENAMEL <input type="checkbox"/> CLEAR ANODIZED <input type="checkbox"/> COLOR ANODIZED <input type="checkbox"/> KYNAR <input type="checkbox"/> OTHER (SPECIFY)	
						SCREEN <input type="checkbox"/> INTERIOR <input type="checkbox"/> EXTERIOR <input type="checkbox"/> 18 X 14 MESH INSECT <input type="checkbox"/> GALV. <input type="checkbox"/> 1/4" MESH BIRD <input type="checkbox"/> ALUM. <input type="checkbox"/> 1/2" MESH BIRD <input type="checkbox"/> STAINLESS <input type="checkbox"/> OTHER (SPECIFY) <input type="checkbox"/> BRONZE	

PROJECT:
 LOCATION:
 CUSTOMER:

DATE:
 CONTROL NO:
 SHEET OF

PHONE (800) 366-5877

www.wondermetals.com

FAX (530) 241-1738

LOUVERS
&
DAMPERS

WONDER METALS CORP.

REDDING
CALIFORNIA